



Tualatin Police Department

69 CASES / 147 TOTAL INCIDENTS RESULTS FOUND (LAST YEAR)

INCIDENT INFO - 69 CASES / 147 TOTAL INCIDENTS

INCIDENT TYPE (200 Total Entries) ⓘ	#	%
Intoxicated Subject	2	1%
Domestic Disturbance	31	16%
Traffic Stop	4	2%
Felony Incident/Arrest	50	25%
BHI	28	14%
High Risk Traffic Stop	18	9%
Escape/Elude	16	8%
Misdemeanor Incident/Arrest	18	9%
Unknown Risk Stop Vehicle/Subject	2	1%
Suicidal Subject	5	2%
Disturbance	20	10%
Arrest Warrant	2	1%
Welfare Check	2	1%
Officer Safety	2	1%
Animal Injured/Aggressive	0	0%
Mental Subject	0	0%
Other	0	0%
Search Warrant	0	0%
Wanted Person	0	0%

DAY OF WEEK (143 Total Entries) ⓘ	#	%
Sunday	30	21%
Friday	34	24%
Thursday	17	12%
Saturday	22	15%
Monday	16	11%
Wednesday	16	11%
Tuesday	8	6%

REASON FOR DEFENSIVE ACTION (151 Total Entries) ⓘ	#	%
---	---	---

To make an arrest		93	62%
To defend self		19	13%
Civil Custody for POC		19	13%
To prevent a violent crime		4	3%
To prevent escape		8	5%
To defend a civilian		1	1%
To defend another officer		7	5%

INDOOR / OUTDOOR (146 Total Entries) ⓘ

		#	%
Outdoor		122	84%
Indoor		24	16%

WEATHER CONDITIONS (131 Total Entries) ⓘ

		#	%
Cloudy		59	45%
Rain		2	2%
Cold		22	17%
Clear		48	37%
Fog		0	0%
Hot		0	0%
Other		0	0%
Snow		0	0%
Warm		0	0%

OFFICER INFO - 69 CASES / 147 TOTAL INCIDENTS

SEX (147 Total Entries) ⓘ

		#	%
Male		128	87%
Female		19	13%

RACE (147 Total Entries) ⓘ






		#	%
White		133	90%
Hispanic Latino Or Spanish Origin		14	10%
African American		0	0%
American Indian		0	0%
Asian		0	0%
Other		0	0%

SUBJECT INFO - 69 CASES / 147 TOTAL INCIDENTS

SEX (147 Total Entries) ⓘ

























		#	%
Male		123	84%
Female		24	16%

RACE (147 Total Entries) ⓘ

		#	%
Hispanic, Latino or Spanish Origin		31	21%
White		102	69%
Asian/Pacific Islander		9	6%
African American		2	1%
Asian		3	2%

FORCE USED - 69 CASES / 147 TOTAL INCIDENTS

TYPE OF FORCE (166 Total Entries) ⓘ

		#	%
Arm Bar Takedwon		1	1%
Other: Wrap Restraint		33	20%
Firearm Display Only		53	32%
Taser Ineffective		2	1%
Taser Effective		3	2%
Tackle		6	4%
Shoulder Lock		2	1%
Taser Display Only		19	11%
Escort Hold Used		7	4%
Hobble		2	1%
Hair Takedown		1	1%
Focus Blow		2	1%
Takedown		25	15%
Impact Weapon/Munitions Display Only		2	1%
Pressure Point		2	1%
Other		1	1%
Wrist Lock		3	2%
Physical Control Hold		2	1%
Firearm/Used		0	0%
Hair Hold		0	0%
Handcuffed/Leg Restraint		0	0%
Impact Weapon/Munitions- Ineffective		0	0%
Impact Weapons/ Munitions-Effective		0	0%
Joint Manipulation		0	0%

OC Spary-Ineffective	<div style="width: 0%;"></div>	0	0%
OC Spray-Effective	<div style="width: 0%;"></div>	0	0%
OC Spray/Display Only	<div style="width: 0%;"></div>	0	0%

RESOLUTION - 69 CASES / 147 TOTAL INCIDENTS

RESOLUTION TYPE (147 Total Entries) ⓘ		#	%
Justified	<div style="width: 100%;"></div>	147	100%
Not-Justified	<div style="width: 0%;"></div>	0	0%

ACTION TAKEN (147 Total Entries) ⓘ		#	%
No Action Needed	<div style="width: 99%;"></div>	146	99%
Policy Review	<div style="width: 1%;"></div>	1	1%
Internal Affairs Investigation	<div style="width: 0%;"></div>	0	0%
Training Required	<div style="width: 0%;"></div>	0	0%
Verbal Coaching/Counseling	<div style="width: 0%;"></div>	0	0%