

RESOLUTION NO. 5221-14

RESOLUTION CANVASSING RESULTS OF THE GENERAL ELECTION
FOR MAYOR AND COUNCIL POSITIONS HELD IN THE CITY OF TUALATIN,
WASHINGTON AND CLACKAMAS COUNTIES, OREGON ON
NOVEMBER 4, 2014

WHEREAS a General Election was held on November 4, 2014 in the City of Tualatin, Washington and Clackamas Counties, Oregon wherein voters of the City balloted for the election of Mayor and three Councilors; and

WHEREAS there is on file in the Office of the City Recorder, certified election results filed by the County Clerks of Washington and Clackamas Counties and it is necessary that the Council canvass the results of said election; and

NOW THEREFORE, BE IT RESOLVED BY THE CITY COUNCIL OF THE CITY OF TUALATIN, OREGON, that:

Section 1. The Council hereby finds that the following summary constitutes a true and accurate statement of the election results:


<u>MAYOR</u>	Lou Ogden	4918
	Jan Giunta	3865
<u>COUNCIL Position 1:</u>	Frank Bubenik	4390
	Nancy Petit	2594
<u>COUNCIL Position 3:</u>	Wade Brooksby	3758
	Jackie Pride	3176
<u>COUNCIL Position 5:</u>	Nancy Grimes	5184

Adopted by the City Council this 8th Day of December, 2014.

Section 2. This resolution is effective upon adoption.

CITY OF TUALATIN, OREGON

BY 
Mayor

ATTEST:
BY 
City Recorder

APPROVED AS TO FORM

BY 
City Attorney



WASHINGTON COUNTY
OREGON

November 24, 2014

City Manager
City of Tualatin
18880 SW Martinazzi Ave
Tualatin OR 97062

REC'D
CITY OF TUALATIN
DEC 01 2014

MAYOR _____ COUNCIL _____ POLICE _____ AUDIT
FINANCE _____ COMMISSIONERS _____ LEGAL _____ CLERK
COMMUNITY _____ ENGINEERING _____ LIBRARY _____

Enclosed you will find a copy of the Abstract of Votes for City of Tualatin relating to the General Election held on November 4, 2014.

Sincerely,

Mickie Kawai
Elections Manager

MK/tk

VOTES PERCENT

PRECINCTS COUNTED (OF 161) 161 100.00
 REGISTERED VOTERS - TOTAL 292,115
 BALLOTS CAST - TOTAL 199,137
 VOTER TURNOUT - TOTAL 68.17

US Senator

Vote for 1
 Mike Montchalín (LBT) 6,383 3.36
 Jeff Merkley (DEM) 106,769 56.20
 Christina Jean Lugo (PAC) 3,918 2.06
 James E Leuenberger (CON) 2,562 1.35
 Monica Wehby (REP) 69,406 36.54
 WRITE-IN 933 .49
 Over Votes 22
 Under Votes 9,144

US Representative, 1st District

Vote for 1
 Steven C Reynolds (PAC) 7,537 4.05
 Jason Yates (REP) 64,200 34.54
 Suzanne Bonamici (DEM) 106,096 57.08
 James Foster (LBT) 7,629 4.10
 WRITE-IN 410 .22
 Over Votes 22
 Under Votes 13,243

Governor

Vote for 1
 Dennis Richardson (REP) 81,484 42.69
 Chris Henry (PRO) 1,700 .89
 Aaron Auer (CON) 1,618 .85
 John Kitzhaber (DEH) 98,203 51.45
 Paul Grad (LBT) 3,344 1.75
 Jason Levin (PAC) 3,612 1.89
 WRITE-IN 911 .48
 Over Votes 20
 Under Votes 8,117

State Senator, 13th District

Vote for 1
 Kim Thatcher (REP) 9,727 55.00
 Ryan Howard (DEM) 7,920 44.78
 WRITE-IN 38 .21
 Over Votes 3
 Under Votes 2,038

VOTES PERCENT

State Senator, 15th District

Vote for 1
 Caitlin Mitchel-Markley (LBT) 3,593 9.04
 Chuck Riley (DEM) 18,156 45.69
 Bruce Starr (REP) 17,869 44.97
 WRITE-IN 116 .29
 Over Votes 3
 Under Votes 2,544

State Senator, 16th District

Vote for 1
 Perry R Roll (LBT) 430 6.14
 Betsy Johnson (DEM) 4,170 59.52
 Andrew (Draw) Kaza (IND) 1,291 18.43
 Bob Ekstrom (CON) 1,067 15.23
 WRITE-IN 48 .69
 Over Votes 0
 Under Votes 1,469

State Senator, 17th District

Vote for 1
 John Verbeek (REP) 14,085 37.01
 Elizabeth Steiner Hayward (DEM) 23,792 62.52
 WRITE-IN 177 .47
 Over Votes 3
 Under Votes 4,711

State Senator, 19th District

Vote for 1
 Richard Devlin (DEM) 6,210 95.83
 WRITE-IN 270 4.17
 Over Votes 0
 Under Votes 3,529

State Representative, 24th District

Vote for 1
 Ken Moore (DEM) 2,132 45.82
 Kohler Johnson (LBT) 167 3.59
 Jim Weidner (REP) 2,345 50.40
 WRITE-IN 9 .19
 Over Votes 0
 Under Votes 476

State Representative, 25th District

Vote for 1
 Bill Post (REP) 0
 Josh Smith (PAC) 0
 Chuck Lee (IND) 1 100.00
 WRITE-IN 0
 Over Votes 0
 Under Votes 1

VOTES PERCENT

VOTES PERCENT

State Representative, 26th District

Vote for 1		
John Davis (REP)	10,072	57.63
Chuck Huntington (LBT)	735	4.21
Eric D Squires (DEM)	6,614	37.85
WRITE-IN	55	.31
Over Votes	1	
Under Votes	2,247	

State Representative, 32nd District

Vote for 1		
Rick Rose (REP)	2,074	51.15
Deborah Boone (DEM)	1,963	48.41
WRITE-IN	18	.44
Over Votes	0	
Under Votes	573	

State Representative, 27th District

Vote for 1		
Robert D Martin (LBT)	3,861	18.49
Tobias Read (DEM)	16,820	80.53
WRITE-IN	206	.99
Over Votes	2	
Under Votes	4,504	

State Representative, 33rd District

Vote for 1		
Mark W Vetanen (LBT)	3,237	20.53
Mitch Greenlick (DEM)	12,422	78.79
WRITE-IN	107	.68
Over Votes	0	
Under Votes	3,494	

State Representative, 28th District

Vote for 1		
Lars D H Hedbor (LBT)	3,302	18.27
Jeff Barker (DEM)	14,582	80.67
WRITE-IN	193	1.07
Over Votes	2	
Under Votes	4,085	

State Representative, 34th District

Vote for 1		
Ken Helm (DEM)	13,475	66.09
Brenden King (REP)	6,807	33.38
WRITE-IN	108	.53
Over Votes	2	
Under Votes	3,116	

State Representative, 29th District

Vote for 1		
Susan McLain (DEM)	9,751	53.74
Mark Richman (REP)	8,321	45.86
WRITE-IN	73	.40
Over Votes	3	
Under Votes	1,558	

State Representative, 35th District

Vote for 1		
Margaret Doherty (DEM)	15,018	80.18
John S Gerboth (LBT)	3,544	18.92
WRITE-IN	169	.90
Over Votes	3	
Under Votes	4,330	

State Representative, 30th District

Vote for 1		
Kyle Markley (LBT)	1,860	8.92
Dan Mason (REP)	8,518	40.85
Joe Gallegos (DEM)	10,426	50.00
WRITE-IN	50	.24
Over Votes	5	
Under Votes	1,716	

State Representative, 37th District

Vote for 1		
Gerritt Rosenthal (DEM)	3,981	44.15
Julie Parrish (REP)	5,008	55.55
WRITE-IN	27	.30
Over Votes	0	
Under Votes	993	

State Representative, 31st District

Vote for 1		
Robert Miller (LBT)	127	3.79
Larry C Ericksen (REP)	1,518	45.29
Brad Witt (DEM)	1,694	50.54
WRITE-IN	13	.39
Over Votes	0	
Under Votes	495	

Judge of the Circuit Court, 20th Dist.

Vote for 1		
Ricardo J Menchaca	105,487	97.50
WRITE-IN	2,709	2.50
Over Votes	3	
Under Votes	90,810	

VOTES PERCENT

VOTES PERCENT

Judge of the Circuit Court, 20th Dist.

Vote for 1
 Beth L Roberts. 102,420 97.70
 WRITE-IN. 2,407 2.30
 Over Votes 4
 Under Votes 94,178

City of Beaverton Council Pos 5

Vote for 1
 Marc San Soucie 17,103 97.48
 WRITE-IN. 442 2.52
 Over Votes 0
 Under Votes 14,336

City of Banks Mayor

Vote for 1
 Peter C Edison. 383 93.87
 WRITE-IN. 25 6.13
 Over Votes 0
 Under Votes 181

City of Cornelius Mayor

Vote for 1
 Jeffrey C Dalin 1,886 93.32
 WRITE-IN. 135 6.68
 Over Votes 0
 Under Votes 903

City of Banks Council Pos 1

Vote for 1
 Daniel L Keller 368 96.59
 WRITE-IN. 13 3.41
 Over Votes 0
 Under Votes 208

City of Cornelius Council

Vote for 2
 Jose Orozco. 1,523 48.24
 Harley E Crowder 1,542 48.84
 WRITE-IN. 92 2.91
 Over Votes 0
 Under Votes 2,691

City of Banks Council Pos 3

Vote for 1
 Mark W Walsh 368 97.35
 WRITE-IN. 10 2.65
 Over Votes 0
 Under Votes 211

City of Durham Council

Vote for 2
 Christopher Hadfield. 386 48.49
 Gery Schirado 389 48.87
 WRITE-IN. 21 2.64
 Over Votes 0
 Under Votes 372

City of Banks Council Pos 5

Vote for 1
 Mark L Gregg 380 97.69
 WRITE-IN. 9 2.31
 Over Votes 0
 Under Votes 200

City of Forest Grove Mayor

Vote for 1
 Timothy Marble. 3,301 48.75
 Peter B Truax 3,408 50.33
 WRITE-IN. 62 .92
 Over Votes 0
 Under Votes 871

City of Beaverton Council Pos 1

Vote for 1
 Lacey Beaty. 17,437 97.29
 WRITE-IN. 485 2.71
 Over Votes 0
 Under Votes 13,959

City of Forest Grove Council

Vote for 3
 Ron Thompson 2,737 15.89
 Aldie Howard 2,039 11.84
 Tom (TJ) L Johnston 2,893 16.80
 Tom Beck. 2,699 15.67
 Nathan Thomas Paul Seable 1,930 11.21
 Alexander E LaFollett 1,758 10.21
 Malynnda Wenzl 3,017 17.52
 WRITE-IN. 148 .86
 Over Votes 30
 Under Votes 5,675

City of Beaverton Council Pos 2

Vote for 1
 Betty Bode 17,412 97.04
 WRITE-IN. 532 2.96
 Over Votes 0
 Under Votes 13,937

SUMMARY REPORT

Washington County, Oregon
 General Election
 November 4, 2014

Official Final

Run Date:11/21/14 04:06 PM

Report EL45 Page 004

VOTES PERCENT

VOTES PERCENT

City of Gaston Mayor

Vote for 1
 Tony Hall 91 57.59
 Richard Sager 58 36.71
 WRITE-IN. 9 5.70
 Over Votes 0
 Under Votes 40

City of King City Council

Vote for 4
 Robert D Olmstead. 1,045 30.61
 William E Barber 1,009 29.55
 Kenneth W Gibson 1,041 30.49
 WRITE-IN. 319 9.34
 Over Votes 0
 Under Votes 4,578

City of Gaston Council Pos 4

Vote for 1
 Jerry Spaulding 114 94.21
 WRITE-IN. 7 5.79
 Over Votes 0
 Under Votes 77

City of Lake Oswego Council

Vote for 3
 Jackie Manz. 0
 Matt Keenen. 0
 Ed Brockman. 2 33.33
 Joe Buck. 2 33.33
 Jeff Gudman. 2 33.33
 WRITE-IN. 0
 Over Votes 0
 Under Votes 0

City of Gaston Council Pos 5

Vote for 1
 NO CANDIDATE FILED. 0
 WRITE-IN. 49 100.00
 Over Votes 0
 Under Votes 149

City of North Plains Council

Vote for 3
 Sandi King 298 17.35
 Greg M Kuhn. 176 10.24
 Michael (Mike) L Broome. 211 12.28
 Sherrie L Simmons. 460 26.78
 Scott Whitehead 294 17.11
 Glen A Warren 219 12.75
 WRITE-IN. 60 3.49
 Over Votes 6
 Under Votes 928

City of Gaston Council Pos 6

Vote for 1
 NO CANDIDATE FILED 0
 WRITE-IN. 32 100.00
 Over Votes 0
 Under Votes 166

City of Rivergrove Council

Vote for 3
 Mary D Mann. 8 25.00
 Heather L Kibbey 11 34.38
 Carolyn M Bahrman. 10 31.25
 WRITE-IN. 3 9.38
 Over Votes 0
 Under Votes 25

City of Hillsboro Council Ward 1 Pos A

Vote for 1
 Darell Lumaco 16,243 97.24
 WRITE-IN. 461 2.76
 Over Votes 1
 Under Votes 12,665

City of Hillsboro Council Ward 2 Pos A

Vote for 1
 Monte Akers. 4,713 35.15
 Kyle Allen 8,532 63.64
 WRITE-IN. 162 1.21
 Over Votes 3
 Under Votes 340

City of Sherwood Mayor

Vote for 1
 Krisanna Clark. 3,388 52.76
 Linda Henderson 2,963 46.14
 WRITE-IN. 71 1.11
 Over Votes 2
 Under Votes 723

City of Hillsboro Council Ward 3 Pos A

Vote for 1
 Steve Callaway. 15,934 97.50
 WRITE-IN. 408 2.50
 Over Votes 1
 Under Votes 13,027

SUMMARY REPORT

Washington County, Oregon
 General Election
 November 4, 2014

Official Final

Run Date: 11/21/14 04:06 PM

Report EL45

Page 005

VOTES PERCENT

VOTES PERCENT

City of Sherwood Council

Vote for 3		
Bill G Millington	1,507	9.49
Sally D Robinson	2,322	14.63
Jennifer S Harris	2,126	13.39
Daniel C King	2,052	12.93
Jennifer Kuiper	2,824	17.79
Dean Boswell	1,334	8.40
Bill Butterfield	1,781	11.22
Ross Schultz	1,356	8.54
Paul E Lindsley	436	2.75
WRITE-IN	136	.86
Over Votes	18	
Under Votes	5,549	

City of Tualatin Council Pos 3

Vote for 1		
Jackie Pride	2,754	45.57
Wade Brooksby	3,257	53.90
WRITE-IN	32	.53
Over Votes	0	
Under Votes	2,326	

City of Tualatin Council Pos 5

Vote for 1		
Nancy Grimes	4,452	97.04
WRITE-IN	136	2.96
Over Votes	0	
Under Votes	3,781	

City of Tigard Mayor

Vote for 1		
John Cook	12,933	96.59
WRITE-IN	457	3.41
Over Votes	1	
Under Votes	6,209	

City of Wilsonville Council

Vote for 2		
Scott Starr	93	50.54
Charlotte Lehan	85	46.20
WRITE-IN	6	3.26
Over Votes	0	
Under Votes	140	

City of Tigard Council

Vote for 2		
Tom Anderson	5,452	23.21
John Goodhouse	6,381	27.16
Carl Switzer	3,556	15.14
Marc T Woodard	7,820	33.29
WRITE-IN	281	1.20
Over Votes	10	
Under Votes	15,700	

Tualatin Soil & Water District

Director At Large 2		
Vote for 1		
Aubrey Harris	72,534	64.15
Stephen Baron	39,100	34.58
WRITE-IN	1,443	1.28
Over Votes	320	
Under Votes	85,541	

City of Tualatin Mayor

Vote for 1		
Lou Ogden	4,220	55.72
Jan Giunta	3,327	43.93
WRITE-IN	27	.36
Over Votes	2	
Under Votes	793	

Tualatin Soil & Water District

Director Zone 3		
Vote for 1		
Thomas Dierickx	94,072	97.77
WRITE-IN	2,143	2.23
Over Votes	2	
Under Votes	102,721	

City of Tualatin Council Pos 1

Vote for 1		
Nancy M Petit	2,263	37.27
Frank Bubenik	3,776	62.19
WRITE-IN	33	.54
Over Votes	0	
Under Votes	2,297	

Tualatin Soil & Water District

Director Zone 4		
Vote for 1		
John A McDonald	56,658	51.40
Loren Behrman	52,247	47.40
WRITE-IN	1,320	1.20
Over Votes	42	
Under Votes	88,671	

VOTES PERCENT

VOTES PERCENT

Tualatin Soil & Water District
 Director Zone 5
 Vote for 1
 Matt Pihl 96,071 97.79
 WRITE-IN. 2,167 2.21
 Over Votes 4
 Under Votes 100,696

State Measure 87
 Judges
 Vote for 1
 Yes 112,414 61.22
 No. 71,199 38.78
 Over Votes 18
 Under Votes 15,378

Soil and Water, West District
 Director, At Large 1
 Vote for 1
 Weston Miller 28 96.55
 WRITE-IN. 1 3.45
 Over Votes 0
 Under Votes 42

State Measure 88
 Driver Card
 Vote for 1
 Yes 66,055 34.03
 No. 128,054 65.97
 Over Votes 17
 Under Votes 4,883

Soil and Water, West District
 Director, At Large 2
 Vote for 1
 Shawn S Looney. 27 96.43
 WRITE-IN. 1 3.57
 Over Votes 0
 Under Votes 43

State Measure 89
 Equality of Rights
 Vote for 1
 Yes 126,306 67.71
 No. 60,223 32.29
 Over Votes 31
 Under Votes 12,449

Soil and Water, West District
 Director, Zone 4
 Vote for 1
 NO CANDIDATE FILED 0
 WRITE-IN. 4 100.00
 Over Votes 0
 Under Votes 67

State Measure 90
 Top Two
 Vote for 1
 Yes 60,419 32.27
 No. 126,826 67.73
 Over Votes 57
 Under Votes 11,707

Soil and Water, West District
 Director, Zone 5
 Vote for 1
 Terri Preeg Riggsby 25 96.15
 WRITE-IN. 1 3.85
 Over Votes 0
 Under Votes 45

State Measure 91
 Marijuana
 Vote for 1
 Yes 108,846 55.40
 No. 87,638 44.60
 Over Votes 18
 Under Votes 2,507

State Measure 86
 Dedicated Fund
 Vote for 1
 Yes 78,854 42.45
 No. 106,925 57.55
 Over Votes 26
 Under Votes 13,204

State Measure 92
 Food Labeling
 Vote for 1
 Yes 94,799 48.36
 No. 101,217 51.64
 Over Votes 37
 Under Votes 2,956

SUMMARY REPORT

Washington County, Oregon
 General Election
 November 4, 2014

Official Final

Run Date: 11/21/14 04:06 PM

Report EL45 Page 007

VOTES PERCENT

VOTES PERCENT

34-221 Washington County
 Vehicle Fee
 Vote for 1
 Yes 86,710 46.18
 No. 101,067 53.82
 Over Votes 39
 Under Votes 11,193

34-227 City of Sherwood
 Charter Amendment
 Vote for 1
 Yes 4,866 82.66
 No. 1,021 17.34
 Over Votes 0
 Under Votes 1,260

34-222 Washington County
 Charter Amendment
 Vote for 1
 Yes 82,568 52.52
 No. 74,659 47.48
 Over Votes 23
 Under Votes 41,759

34-228 City of Sherwood
 Charter Amendment
 Vote for 1
 Yes 4,452 75.01
 No. 1,483 24.99
 Over Votes 0
 Under Votes 1,212

34-232 City of Banks
 Annexation 172.93 acres
 Vote for 1
 Yes 342 60.21
 No. 226 39.79
 Over Votes 0
 Under Votes 21

34-229 City of Sherwood
 Charter Amendment
 Vote for 1
 Yes 3,619 65.07
 No. 1,943 34.93
 Over Votes 0
 Under Votes 1,585

34-233 City of Banks
 Annexation 27.5 acres
 Vote for 1
 Yes 340 60.07
 No. 226 39.93
 Over Votes 0
 Under Votes 23

34-230 City of Sherwood
 Charter Amendment
 Vote for 1
 Yes 3,551 60.36
 No. 2,332 39.64
 Over Votes 1
 Under Votes 1,263

34-226 City of Beaverton
 General Obligation Bond
 Vote for 1
 Yes 13,953 46.89
 No. 15,807 53.11
 Over Votes 4
 Under Votes 2,117

34-231 City of Sherwood
 Charter Amendment
 Vote for 1
 Yes 5,153 85.24
 No. 892 14.76
 Over Votes 1
 Under Votes 1,101

34-225 City of King City
 Local Option Levy
 Vote for 1
 Yes 1,445 75.73
 No. 463 24.27
 Over Votes 1
 Under Votes 89

3-452 City of Lake Oswego
 Charter Amendment
 Vote for 1
 Yes 2 100.00
 No. 0
 Over Votes 0
 Under Votes 0

SUMMARY REPORT

Washington County, Oregon
General Election
November 4, 2014

Official Final

Run Date: 11/21/14 04:06 PM

Report EL45

Page 008

VOTES PERCENT

26-159 City of Portland
General Obligation Bond

Vote for 1		
Yes	378	72.55
No.	143	27.45
Over Votes	0	
Under Votes	44	

26-160 Metro
Charter Amendment

Vote for 1		
Yes	112,374	74.45
No.	38,574	25.55
Over Votes	40	
Under Votes	32,377	

26-161 Portland School District
Local Option Levy

Vote for 1		
Yes	898	67.22
No.	438	32.78
Over Votes	1	
Under Votes	131	

34-224 Tigard-Tualatin School District
Local Option Levy

Vote for 1		
Yes	22,616	72.52
No.	8,572	27.48
Over Votes	2	
Under Votes	1,918	

3-455 West Linn-Wilsonville School District
Local Option Operating Tax

Vote for 1		
Yes	118	68.60
No.	54	31.40
Over Votes	0	
Under Votes	32	

3-456 West Linn-Wilsonville School District
General Obligation Bond

Vote for 1		
Yes	113	65.70
No.	59	34.30
Over Votes	0	
Under Votes	32	



I, Richard W. Hoberacht, Director of Assessment and Taxation and Ex-Officio County Clerk for Washington County, do hereby certify this to be a true and correct copy of the original.

Date: November 21, 2014

By: M. Kawai

Manager

NUMBERED KEY CANVASS

Washington County, Oregon
General Election
November 4, 2014

FINAL

REPORT-EL52

PAGE 0001

RUN DATE:11/21/14 04:09 PM

01 = REGISTERED VOTERS - TOTAL
02 = BALLOTS CAST - TOTAL

TOTAL PERCENT
292,115
199,137

03 = VOTER TURNOUT - TOTAL
68.17

TOTAL PERCENT
68.17

	01	02	03
0301 301	1678	1308	77.95
0302 302	2173	1405	64.66
0303 303	956	606	63.39
0304 304	2833	1869	66.97
0305 305	889	589	66.25
0306 306	623	420	67.42
0307 307	1679	1164	69.33
0308 308	168	123	73.21
0309 309	4484	2976	66.37
0310 310	1618	1206	74.54
0311 311	630	431	68.41
0312 312	749	569	75.97
0313 313	6	5	83.33
0314 314	309	233	75.40
0315 315	947	756	79.83
0316 316	762	567	74.41
0317 317	951	710	74.66
0318 318	2498	1717	68.73
0319 319	1118	676	60.47
0320 320	2718	1735	63.83
0321 321	307	198	64.50
0322 322	358	255	71.23
0323 323	3098	1926	62.17
0324 324	453	329	72.63
0325 325	3	2	66.67
0326 326	1769	1312	74.17
0327 327	3485	2222	63.76
0328 328	1303	920	70.61
0329 329	3604	2347	65.12
0330 330	1251	884	70.66
0331 331	2279	1401	61.47
0332 332	2028	1460	71.99
0333 333	3537	1846	52.19
0334 334	142	110	77.46
0335 335	4443	3220	72.47
0336 336	2770	1897	68.48
0337 337	4002	2568	64.17
0338 338	4589	2924	63.72
0339 339	2603	1372	52.71
0340 340	3207	2224	69.35
0341 341	325	251	77.23
0342 342	64	43	67.19
0343 343	4436	3103	69.95
0344 344	4174	2699	64.66
0345 345	27	14	51.85
0346 346	280	225	80.36
0347 347	60	46	76.67
0348 348	28	22	78.57
0349 349	2586	1567	60.60
0350 350	3124	2054	65.75
0351 351	2555	1484	58.08
0352 352	885	489	55.25
0353 353	2031	1380	67.95
0354 354	3858	2823	73.17
0355 355	3099	2147	69.28
0356 356	1841	1150	62.47

01 = REGISTERED VOTERS - TOTAL
02 = BALLOTS CAST - TOTAL

TOTAL PERCENT
292,115
199,137

03 = VOTER TURNOUT - TOTAL
68.17

TOTAL PERCENT
68.17

(CONTINUED FROM PREVIOUS PAGE)

01 02 03

0357 357	1569	984	62.72
0358 358	2071	1362	65.77
0359 359	2275	1352	59.43
0360 360	2790	1650	59.14
0361 361	1731	965	55.75
0362 362	3610	2682	74.29
0363 363	3364	2347	69.77
0364 364	4323	3107	71.87
0365 365	2904	2246	77.34
0366 366	2022	1336	66.07
0367 367	3724	2541	68.23
0368 368	3834	2519	65.70
0369 369	1863	1263	67.79
0370 370	2210	1613	72.99
0371 371	2318	1628	70.23
0372 372	1728	1328	76.85
0373 373	309	248	80.26
0374 374	13	12	92.31
0375 375	269	188	69.89
0376 376	1949	1378	70.70
0377 377	2329	1682	72.22
0378 378	1736	1225	70.56
0379 379	3539	2368	66.91
0380 380	2268	1724	76.01
0381 381	783	515	65.77
0382 382	3209	2019	62.92
0383 383	1424	1049	73.67
0384 384	2339	1737	74.26
0385 385	3069	2197	71.59
0386 386	2838	2210	77.87
0387 387	1044	627	60.06
0388 388	265	156	58.87
0389 389	2368	1560	65.88
0390 390	3765	2611	69.35
0391 391	335	193	57.61
0392 392	191	128	67.02
0393 393	637	502	78.81
0394 394	226	144	63.72
0395 395	2528	1731	68.47
0396 396	821	584	71.13
0397 397	2435	1738	71.38
0398 398	842	648	76.96
0399 399	2262	1559	68.92
0400 400	2945	2022	68.66
0401 401	1704	1311	76.94
0402 402	1035	712	68.79
0403 403	3774	2764	73.24
0404 404	2654	1901	71.63
0405 405	4570	3238	70.85
0406 406	3195	2070	64.79
0407 407	1663	1282	77.09
0408 408	4340	3289	75.78
0409 409	2741	1838	67.06
0410 410	2923	1945	66.54
0411 411	2730	1632	59.78
0412 412	1838	1319	71.76
0413 413	904	575	63.61

01 = REGISTERED VOTERS - TOTAL	TOTAL	PERCENT	03 = VOTER TURNOUT - TOTAL	TOTAL	PERCENT
02 = BALLOTS CAST - TOTAL	292,115			68.17	
	199,137				

(CONTINUED FROM PREVIOUS PAGE)

	01	02	03
0414 414	578	408	70.59
0415 415	480	404	84.17
0416 416	1739	1171	67.34
0417 417	1213	809	66.69
0418 418	1954	1344	68.78
0419 419	1711	1403	82.00
0420 420	3218	2307	71.69
0421 421	289	192	66.44
0422 422	27	20	74.07
0423 423	2978	1954	65.61
0424 424	4182	2969	70.99
0425 425	1013	728	71.87
0426 426	311	242	77.81
0427 427	29	19	65.52
0428 428	1431	928	64.85
0429 429	1908	1221	63.99
0430 430	1970	1508	76.55
0431 431	1285	989	76.96
0432 432	318	162	50.94
0433 433	2151	1516	70.48
0434 434	3655	2471	67.61
0435 435	3793	2712	71.50
0436 436	2113	1547	73.21
0437 437	52	43	82.69
0438 438	236	162	68.64
0439 439	182	141	77.47
0440 440	1482	864	58.30
0441 441	67	53	79.10
0442 442	815	577	70.80
0443 443	22	14	63.64
0444 444	1365	945	69.23
0445 445	689	462	67.05
0446 446	3739	2622	70.13
0447 447	2106	1439	68.33
0448 448	436	232	53.21
0449 449	97	56	57.73
0450 450	71	51	71.83
0451 451	789	470	59.57
0452 452	2205	1264	57.32
0453 453	49	21	42.86
0454 454	839	538	64.12
0455 455	95	71	74.74
0456 456	29	20	68.97
0457 457	2252	1472	65.36
0458 458	2671	2047	76.64
0459 459	2870	2001	69.72
0460 460	2356	1266	53.74
0461 461	2717	1749	64.37



I, Richard W. Hobernicht, Director of Assessment and Taxation and Ex-Officio County Clerk for Washington County, do hereby certify this to be a true and correct copy of the original.

Date: November 21, 2014

By: [Signature]

NUMBERED KEY CANVASS

RUN DATE:11/21/14 04:09 PM

Washington County, Oregon
General Election
November 4, 2014

FINAL

REPORT-EL52 PAGE 0067

VOTES PERCENT

VOTES PERCENT

City of Tualatin Mayor

Vote for 1

01 = Lou Ogden

02 = Jan Giunta

03 = WRITE-IN

4,220 55.72

3,327 43.93

27 .36

04 = OVER VOTES

05 = UNDER VOTES

2

793

01 02 03 04 05

0394 394	65	38	0	0	40
0420 420	1212	889	12	0	191
0423 423	899	823	6	0	225
0428 428	405	401	4	0	97
0433 433	797	587	5	1	125
0436 436	842	589	0	1	115



NUMBERED KEY CANVASS

Washington County, Oregon
General Election
November 4, 2014

FINAL

REPORT-EL52

PAGE 0068

RUN DATE:11/21/14 04:09 PM

VOTES PERCENT

VOTES PERCENT

City of Tualatin Council Pos 1

Vote for 1

01 = Nancy M Petit

02 = Frank Bubenik

03 = WRITE-IN

2,263 37.27

3,776 62.19

33 .54

04 = OVER VOTES

05 = UNDER VOTES

0

2,297

01 02 03 04 05

0394 394	32	54	0	0	57
0420 420	609	1067	7	0	621
0423 423	565	849	11	0	528
0428 428	254	398	4	0	251
0433 433	417	677	7	0	414
0436 436	386	731	4	0	426



NUMBERED KEY CANVASS

Washington County, Oregon
General Election
November 4, 2014

FINAL

RUN DATE:11/21/14 04:09 PM

REPORT-EL52 PAGE 0069

VOTES PERCENT

VOTES PERCENT

City of Tualatin Council Pos 3

Vote for 1

01 = Jackie Pride

02 = Wade Brooksby

03 = WRITE-IN

2,754 45.57

3,257 53.90

32 .53

04 = OVER VOTES

05 = UNDER VOTES

0

2,326

	01	02	03	04	05
0394 394	37	47	0	0	59
0420 420	782	892	6	0	624
0423 423	685	685	11	0	572
0428 428	322	319	4	0	262
0433 433	496	599	9	0	411
0436 436	432	715	2	0	398



NUMBERED KEY CANVASS

Washington County, Oregon
General Election
November 4, 2014

FINAL

RUN DATE:11/21/14 04:09 PM

REPORT-EL52 PAGE 0070

VOTES PERCENT

VOTES PERCENT

City of Tualatin Council Pos 5

Vote for 1

01 = Nancy Grimes

02 = WRITE-IN

4,452 97.04
136 2.96

03 = OVER VOTES
04 = UNDER VOTES

0
3,781

	01	02	03	04
0394 394	73	3	0	67
0420 420	1194	33	0	1077
0423 423	1070	38	0	845
0428 428	509	14	0	384
0433 433	802	27	0	686
0436 436	804	21	0	722



Canvass Report — Election Voters — Official
Clackamas County, Oregon — General Election — November 04, 2014


Total Number of Voters : 161,652 of 229,859 = 70.33

Page 68 of 141

11/24/2014 08:30 AM
 Precincts Reporting 118 of 118 = 100.00%

City of Tualatin Council Pos 1

Precinct	Election Ballots Cast	Total Ballots Cast	Registered Voters	Percent Turnout	Nancy M Pelit	Frank Bubenik	Write-In	Totals
251	1	1	5	20.00%	0	0	0	0
252	1360	1360	1884	72.19%	331	614	3	948
			1685			614		948

CERTIFIED COPY OF THE ORIGINAL
 SHERIFF CLACKAMAS COUNTY CLERK
 BY: 

Canvass Report — Election Voters — Official
Clackamas County, Oregon — General Election — November 04, 2014


Total Number of Voters : 161,652 of 229,859 = 70.33

Page 69 of 141

11/24/2014 08:30 AM
 Precincts Reporting 118 of 118 = 100.00%

City of Tualatin Council Pos 3

Precinct	Election Ballots Cast	Total Ballots Cast	Registered Voters	Percent Turnout	Jackie Pride	Wade Brooksby	Write-in	Totals
251	1	1	5	20.00%	0	0	0	0
252	1360	1360	1884	72.19%	422	501	6	929
TOTALS	1361	1361	1889		422	501	6	929

CERTIFIED TRUE AND CORRECT
 CLACKAMAS COUNTY CLERK
 BY: 

Canvass Report — Election Voters — Official
Clackamas County, Oregon — General Election — November 04, 2014


Total Number of Voters : 181,652 of 229,859 = 79.83

Page 78 of 141

11/24/2014 08:30 AM
 Precincts Reporting 118 of 118 = 100.00%

City of Tualatin Council Pos 5

Precinct	Election Ballots Cast	Total Ballots Cast	Registered Voters	Percent Turnout	Nancy Grimes	Write-In	Totals
251	1	1	5	20.00%	0	0	0
252	1360	1360	1884	72.19%	732	9	741
Totals	1361	1361	1889	72.19%	732	9	741

CLACKAMAS COUNTY CLERK
 BY: 
 DATE: 11/24/2014